



# MY FUTURE TOWN

DESIGN YOUR FUTURE  
TOWN WORKBOOK

# Nau mai, haere mai, tamariki mā Welcome kids!

Welcome to the Design Your Town Workbook! Get ready to design your future town!  
This workbook introduces you to town planning through fun activities that let you shape  
your community's future.

With your teacher's guidance, you'll discover some of the things that make a great town,  
and create your own future town design.

## ★ PRIZE PACKS ★

**1st prize** - Lunch for your class with Mayor Sam to talk about your ideas and life as a mayor!

**Runner up Prize** - A wonderful selection of books for primary aged children including titles on online safety, award-winning picture books and popular titles from Kiwi and international authors, worth \$500

The students who create the winning entries will also each receive an individual prize - **a goody bag valued at over \$150!**

The **top 20 entries from each area** will be displayed in your local library. Plus, the best drawings will feature in a Selwyn District Council video—#YoullBeFamous!

This workbook is designed to be completed in  
two to three lessons, each building on the previous one.

You will:

- ★ Think about what you like and don't like about your town.
- ★ Explore ideas to improve your town for everyone.
- ★ Plan and design your future town!



**Submit your drawing to your teacher or local library, or mail to:**

Attn: Marketing Department, PO Box 90, Rolleston, 7643 Or scan  
and email it to: [futuretown@selwyn.govt.nz](mailto:futuretown@selwyn.govt.nz)

**Entries close:** 25 November, 2024

**Winners announced:** 29 November, 2024

LESSON ONE - ACTIVITY ONE

# What makes a good town?

Let's think about what makes a town a good place for you and your family to live.

*I want more places ride my bike. A giant bike park would be cool!*



*Fun fact - Selwyn is the fastest growing district in New Zealand according to the 2023 census. What do you think makes it so popular?*

Write here...



What do you like about your town right now?



What don't you like?



What do you want to see in your town in the future?

# Exploring ideas for your future town

Here are six areas to think about when you're imagining your ideal future town. Write one or two future ideas under each of the six areas.



Blue-Green Areas like  
(parks, rivers, and nature):

What types of parks or nature would you like to have in your future town?



Housing:

How do you think houses should look? How big should they be? What kind of homes would make people happy?



People and  
Communities:

What can we do to make sure people feel connected and happy in your future town?



## Exploring ideas continued...



**Economic Development**  
(Shops and Jobs):

What kind of jobs and shops do you want to see in your future town?



**Transport:**

How should people get around your future town?



**Infrastructure**  
(e.g., roads, pipes, wifi):

What do we need to do to make sure everything works well in your community?



# Research & inspiration

To spark your creativity, here are some examples of cool towns around the world.



In Queenstown, Whoosh is exploring using gondolas in the air rather than roads for public transport.



Wellington uses wind turbines for electricity on windy days.



Copenhagen, Denmark has a bicycle superhighway that makes cycling safe and easy.



Singapore has parks and rooftop gardens on buildings to be sustainable and bring nature into the city.



Venice, Italy has houses on stilts over the water

**What else can you find?**

---

# Plan your future town

**Discuss with your class** what you have discovered from research about other towns.

Now that you've thought about all the different parts of a town, it's time to plan your future town! Start by sketching or writing some of your ideas.

Think about...



What should our parks and green spaces look like?



What houses will people live in?



How will people travel around your town?




What fun things can people do in your town?

My future town

## These ideas are in my brain...

Draw/or write...





# Drawing Time

Now it's time to draw a picture of your future town!  
Use your sketches from the last lesson.

Remember to include:



Parks



Housing



People



Shops




Transport



Infrastructure

## Top tips :




### Use shapes:

Buildings can be made out of simple shapes like squares, rectangles, and triangles. Trees can be circles or ovals.



### Include people and animals:

Don't forget to add people! What are they doing in your town? Are there animals playing in the park?



### Add colour:

Think about what colours would make your town look more lively.



### Be creative:

This is your future town, so let your imagination go wild!  
You can add fun things like flying cars, treehouses, or even a waterfall in the middle of town.





.....Cut out, sign and submit your drawing .....

DESIGN YOUR FUTURE TOWN DRAWING COMPETITION

## Design Your Future Town



Name

Town you live in

Age

Year e.g., Yr 5

School

School class name

Give your picture a title. Think of a few keywords that describe your future town.

Visit [www.designyourfuture.co.nz](http://www.designyourfuture.co.nz) for more details. 1st prize - Lunch with Mayor Sam for your classroom. Runner-up prize - A selection of books for primary aged children worth \$500. The students who create the winning entries will also each receive an individual prize: a goody bag valued at over \$150. Submit your drawing to your teacher or local library, or post to: Att: Marketing Department, PO Box 90, Rolleston, 7643, or scan and email to [www.selwyn.govt.nz/futuretown](mailto:www.selwyn.govt.nz/futuretown) Entries close 25 November with the competition winners being announced 29 November 2024.

# Explain your picture

Once you've finished  
your picture, write a  
short description to  
explain it.



What is your favourite part of your future town?



How do people live and get around?



What makes your town fun and special?

## BONUS ACTIVITY

### Word find

Find these words:

- ★ Council
- ★ Services
- ★ Sustainable
- ★ Future
- ★ Buildings
- ★ Library
- ★ Hall
- ★ Community
- ★ Local
- ★ Cycleway
- ★ Towns
- ★ Buses
- ★ Trains
- ★ Playground
- ★ Plants
- ★ Neighbourhood
- ★ Infrastructure



Did you find them all?  
**Ka pai, well done!**

C O M M U N I T Y N G O H D A C L Q  
Y E L B K P L A Y G R O U N D O O H  
X S U S T A I N A B L E H G K U C V  
D I N F R A S T R U C T U R E N A F  
N E I G H B O U R H O O D G Q C L U  
V R T T O W N S B U S E S Q T I G T  
P L I B R A R Y Y X G X Y X H L R U  
H E H U C N N Q G I W T U V X J L R  
A E D K B U I L D I N G S Y L J A E  
L C Q A C Y C L E W A Y M X N K R L  
L C E V G I T R A I N S D R X C P T  
X M S S E R V I C E S P L A N T S X