

# Showing Non-secure Web Content

Many online forms use a non-secure format.

EXAMPLE: Collection Day Lookup

The screenshot shows the Selwyn District Council website. At the top right, there are links for "Visit Selwyn", "Careers", and "Contact us". Below the council logo is a search bar. A navigation menu includes "Services", "Recreation & Facilities", "Community", "Property & Building", "Your Council", and "News & Events". The breadcrumb trail reads: "Selwyn District Council > Services > Rubbish, Recycling & Organics > Collections > Collection Days & Routes > Collection Day Lookup". The page title is "Collection Day Lookup". On the left sidebar, there is a link for "Collection Day Lookup". The main content area is titled "Search the Bins Database" and includes a warning: "Only properties that currently have a bin allocated will appear in this search tool." Below this is a prompt: "Please enter your street number and/or street name below and click Find to locate your property." The form consists of two input fields: "Number" and "Street Name (do not include Rd, St, etc)". A "Find" button is at the bottom of the form.

Visit Selwyn • Careers • Contact us

Search

Services Recreation & Facilities Community Property & Building Your Council News & Events

Selwyn District Council > Services > Rubbish, Recycling & Organics > Collections > Collection Days & Routes > Collection Day Lookup

## Collection Day Lookup

< Collection Days & Routes

Collection Day Lookup

**Search the Bins Database**

Only properties that currently have a bin allocated will appear in this search tool.

Please enter your street number and/or street name below and click Find to locate your property.

<input type="text"/>	<input type="text"/>
Number	Street Name (do not include Rd, St, etc)
<input type="button" value="Find"/>	

The lookup tool portion of this web page is 'non-secure content' displayed within a 'secure content' web page. This means browsers will not show it unless you manually request it.

Instructions for Internet Explorer, Chrome, Firefox and Edge are included. These instructions apply to only the page you are viewing at the time, they are not global changes.

**SDC Webmaster**  
Phone: (03) 347-2957  
webmaster@selwyn.govt.nz





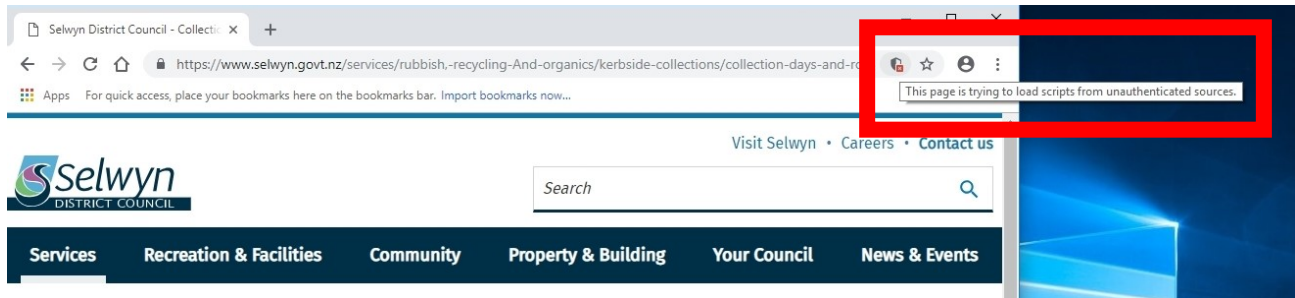
# Internet Explorer

The screenshot shows the Internet Explorer browser window displaying the Selwyn District Council website. The address bar shows the URL <https://www.selwyn.govt.nz/sen>. The page title is "Selwyn District Council - C...". The website header includes the Selwyn District Council logo, a search bar, and links for "Visit Selwyn", "Careers", and "Contact us". The main navigation menu includes "Services", "Recreation & Facilities", "Community", "Property & Building", "Your Council", and "News & Events". The breadcrumb trail indicates the current location: "Selwyn District Council > Services > Rubbish, Recycling & Organics > Collections > Collection Days & Routes > Collection Day Lookup". The page title is "Collection Day Lookup". On the left sidebar, there is a link for "Collection Day Lookup". At the bottom of the browser window, a security warning is displayed: "Only secure content is displayed. What's the risk?". A red box highlights the "Show all content" button in the bottom right corner of the browser window.


Click on the "Show all content" button at the bottom of your browser window.



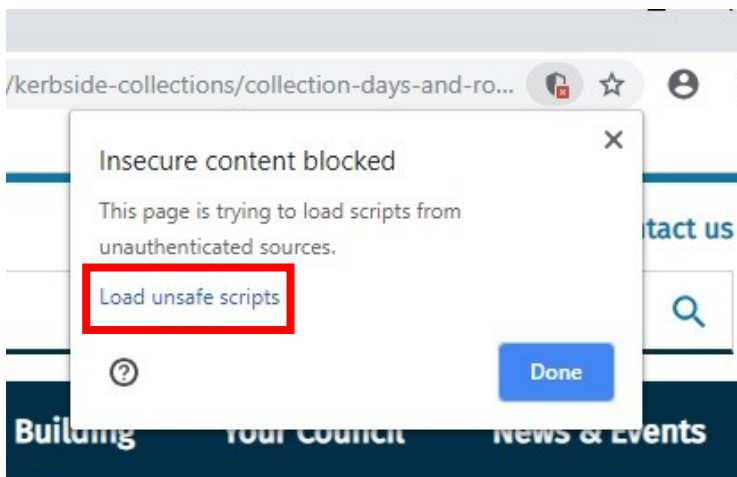
# Chrome



Look for the insecure content 'shield' icon in the address bar.

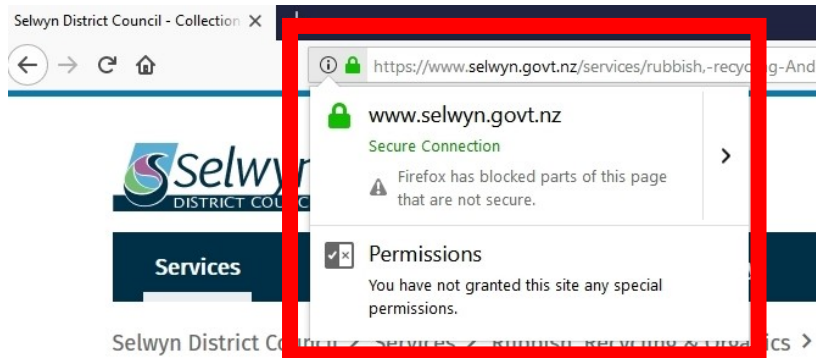


Click it, then click "Load unsafe scripts".

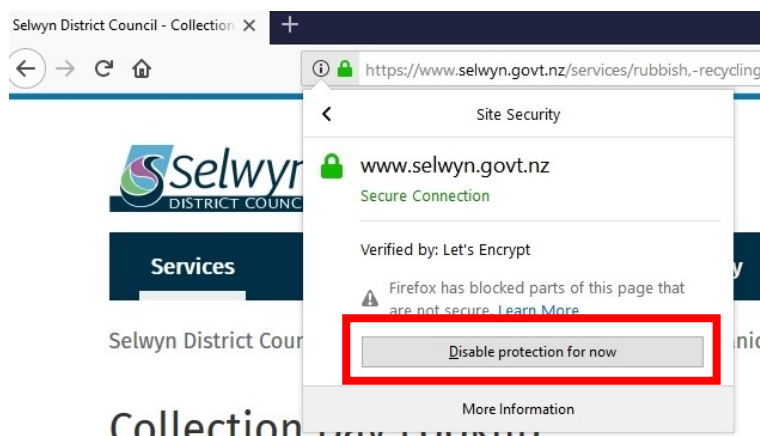




# Firefox



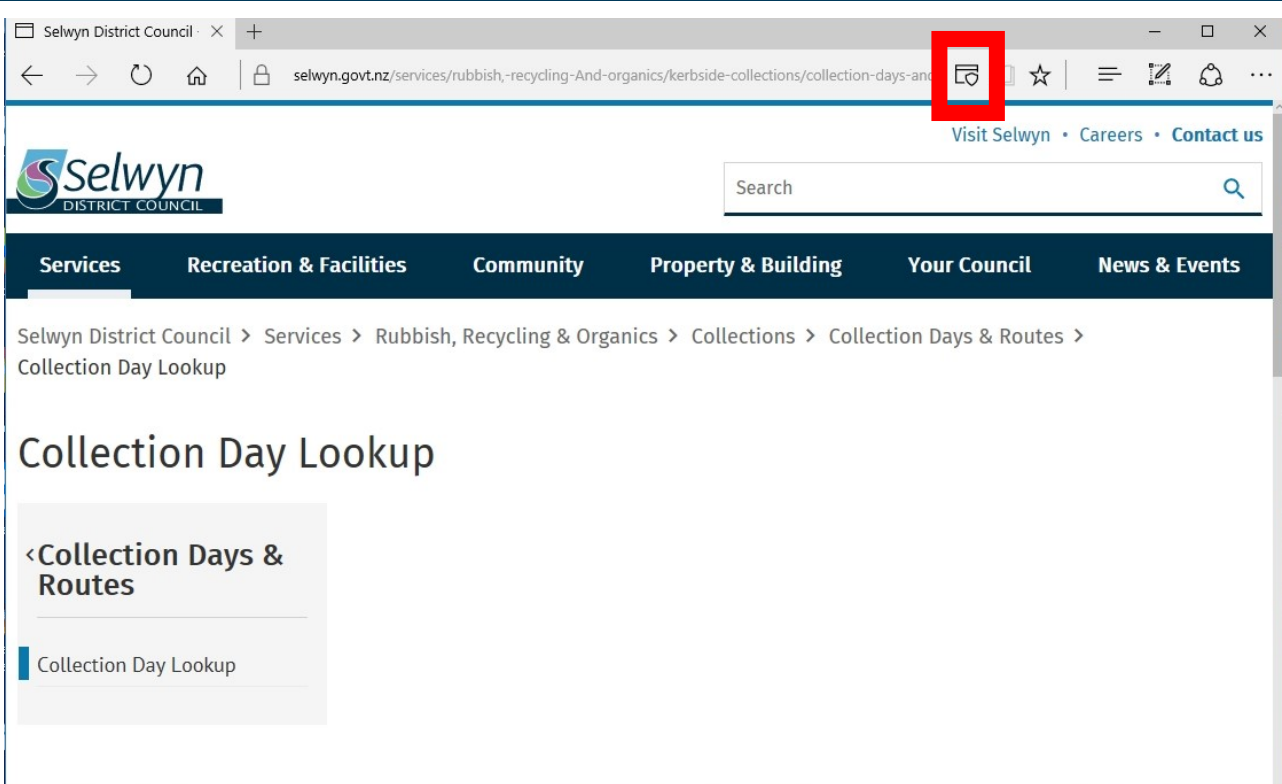
Click the (i) icon beside the padlock symbol and click the > to expand the information window.



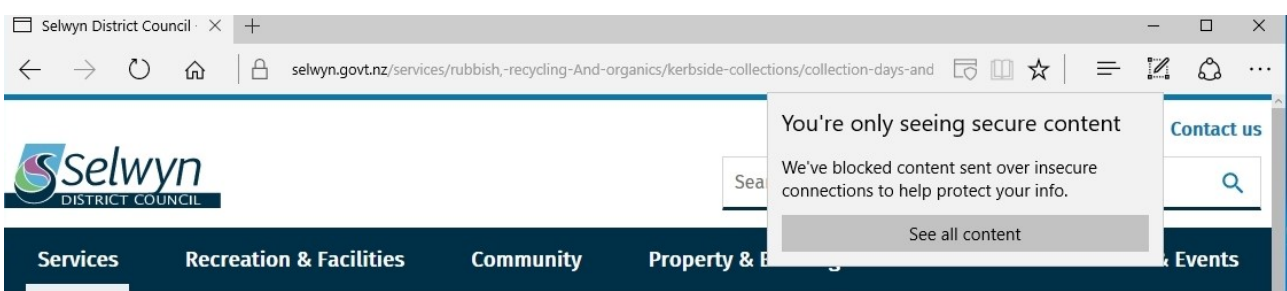
Click on “Disable protection for now”.



# Edge



Click the insecure content icon in the address bar.



Click on "See all content".

